

# Welcome to the University of Vienna!

Erasmus+ Going Digital! OLA Conference Vienna, April 25th, 2019





universität  
wien



## **Mag. Karin Krall**

Head of Team Student Mobility  
**International Office**

---

## Professor Jean-Robert Tyran

Vice Rector for Research and  
International Affairs

Professor of Economics

Director, Vienna Center for  
Experimental Economics





## Joachim Wyssling

Senior EU Project Manager

European University Foundation

## 09:15 – 12:00 PLENARY SESSION

- The European Student Card Initiative
- Why and how is Erasmus going digital
- Presentation of the Online Learning Agreement (OLA), Erasmus Dashboard and the Erasmus+ App

## 10:20 – 11:00 COFFEE

- The overall context - Erasmus Without Paper (EWP) and the Open Source University Alliance
- A step into the future - MyAcademicID: powering the European Student Card Initiative
- Upcoming functionalities
- Summary of the morning sessions and Q&A

## 12:00 – 13:00 LUNCH

---

## 13:00 – 14:45 PARALLEL WORKSHOPS

### Workshop 1:

**An insider's guide to the  
Erasmus Dashboard and Online  
Learning Agreement  
infrastructure**

For beginners/intermediate users

*Surnames A-G: BIG lecture room*

*Surnames H-P: HS02, lecture room 02*

*Surnames Q-Z: HS03, lecture room 03*

### Workshop 2:

**Next steps of the infrastructure  
development**

For more experienced OLA and Erasmus  
Dashboard users

*SR02, seminar room 02*

### Workshop 3:

**The role and the next steps  
for the National Agencies**

Only for National Agencies

*SR03, seminar room 03*

**14:45 – 15:15**

**COFFEE**

**15:15 – 17:00**

**PARALLEL WORKSHOPS CONTINUE**

**17:00**

**END OF CONFERENCE**

---



universität  
wien

# Contacts during the conference

## International Office

Arabella Seits

**Email:** [ola.conference@univie.ac.at](mailto:ola.conference@univie.ac.at)



## European University Foundation

Daiga Kuzmane

**Email:** [daiga.kuzmane@uni-foundation.eu](mailto:daiga.kuzmane@uni-foundation.eu)





# Digitalisation in the future Erasmus+





# What is the European Student Card Initiative?



**A bottom up initiative supported by the  
European Commission through**

**Erasmus+ funded  
projects**



*to digitise and streamline  
procedures and services*

**Connecting Europe  
Facility (CEF) projects**

*to develop a unique student  
identifier for authentication  
online*



**The projects work together to achieve the objectives  
of the European Student Card Initiative**




## A single online entry point for mobility coordinators to

- ✓ exchange student data
- ✓ manage student mobility
- ✓ report to the Mobility Tool+
- ✓ set up inter-institutional agreements



# A single online entry point for students to

- ✓ find information
- ✓ apply for a mobility
- ✓ manage the online learning agreement
- ✓ access online linguistic support
- ✓ get quicker access to student services
- ✓ receive reminders and notifications
- ✓ facilitate automatic ECTS recognition



# A unique student e-identifier



- ✓ So students can securely share **authenticated** personal data and qualifications with host institutions e.g. for full enrolment
- ✓ Sign up for services such as libraries, canteens and accommodation
- ✓ Use smartphones to access higher education institution services

# A visible symbol of a true European student identity in a true European Education Area

- ✓ European Student status easily recognised via a visible symbol on EXISTING cards
- ✓ No borders to learning or training
- ✓ Inclusion is key! Services accessible via a computer or smartphones



# European Student Cards

- Adding ESC branding to institutions' existing student cards to aid recognition
- Incorporating unique ESC card number and ESC student identifier onto card
- Tools available to automatically generate ESC card numbers into existing Card Management Systems
- For more information, go to: [europeanstudentcard.eu](http://europeanstudentcard.eu)







The European Student  
Card initiative will **NOT**  
produce a new **physical**  
**card** to replace existing  
student cards!

# The EWP standards will become gradually mandatory from 2021

- ✓ 2021: Inter-institutional agreements and Online learning agreements
- ✓ 2022: Nominations
- ✓ 2023: Transcripts of records
  - ✓ *Roadmap to be maintained provided testing confirms they are fit for purpose!*



# How?

## Step 1: Digitise all the Erasmus+ procedures

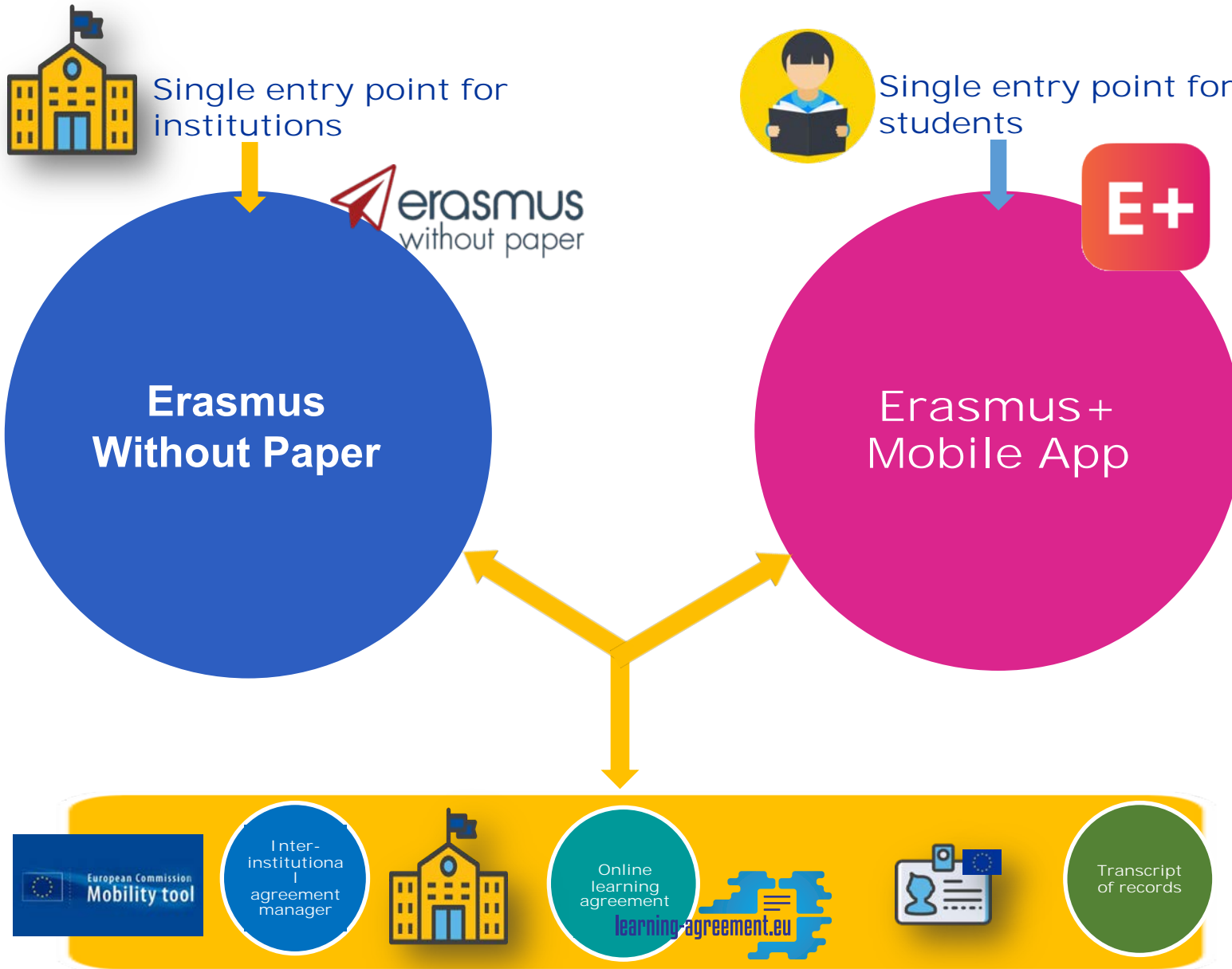
- ✓ *Erasmus Without Paper, Online Learning Agreement, Erasmus+ Mobile App, Inter-institutional Agreement Manager*

## Step 2: Integrate a student e-identifier

- ✓ *MyAcademicID (incorporating eIDAS, ESC and EduGain)*

## Step 3: Connect all the services into a single online entry point for staff and students





# Development roadmap

## Ready now:

- ✓ ESC tools for card management
- ✓ EWP Network and Dashboard
- ✓ Erasmus+ Mobile App
- ✓ OLA for studies

## Ready in 2019:

- ✓ OLA for traineeships
- ✓ Inter-Institutional Agreement Manager
- ✓ Connection between EWP Network and Dashboard
- ✓ Automatic reporting into Mobility Tool+

## Ready in 2020-2021:

- ✓ MyAcademicID online student authentication
- ✓ Erasmus+ Mobile App with all functionalities for before, during and after mobility



## It addresses the diversity of needs of every institution

- ✓ If you use an **in-house developed tool** you can connect it to the EWP network
- ✓ If you use a tool **developed by a commercial provider** they can connect to the network
- ✓ If you are currently **not using any tool** to exchange student data you can use the EWP dashboard

# When?



- **2019-2020**  
Development and testing phase
- **By 2021**  
All functionalities ready for the future Erasmus+ programme
- **By 2025**  
Possible roll-out for all mobile students

# The time to prepare to be ready by 2021 is NOW!







It is **vital that all higher education institutions** start testing to ensure

- ✓ The tools are **fit for purpose**
- ✓ Institutions are **ready** for paperless procedures

# Support and resources

- [Erasmus Without Paper Competence Centre](#)
- [European Student Card initiative Toolkit](#)
- “Erasmus going digital” conferences and EAIE
- Policy priority for Strategic Partnerships





**Thank you for joining  
us today!**

**Contact us at:  
[EAC-HE@ec.europa.eu](mailto:EAC-HE@ec.europa.eu)**



European  
Commission



# Erasmus Going Digital

25<sup>th</sup> April 2019 Vienna

Daiga Kuzmane

# Agenda

- How it all started
- Research findings
- Flagship initiatives






---

An alliance of universities  
[www.uni-foundation.eu](http://www.uni-foundation.eu)

Overarching  
purpose

Contribute to the modernisation of the  
EHEA through the betterment of student  
mobility



an alliance of Universities for the modernisation of the EHEA

Pillars

Quality mobility

Employability

Digital HE

Policy innovation

Active Citizenship

Actions

Student mobility  
Double Degrees  
Staff trainings  
Summer Schools

Knowledge triangle  
Dual education  
Entrepreneurial skills

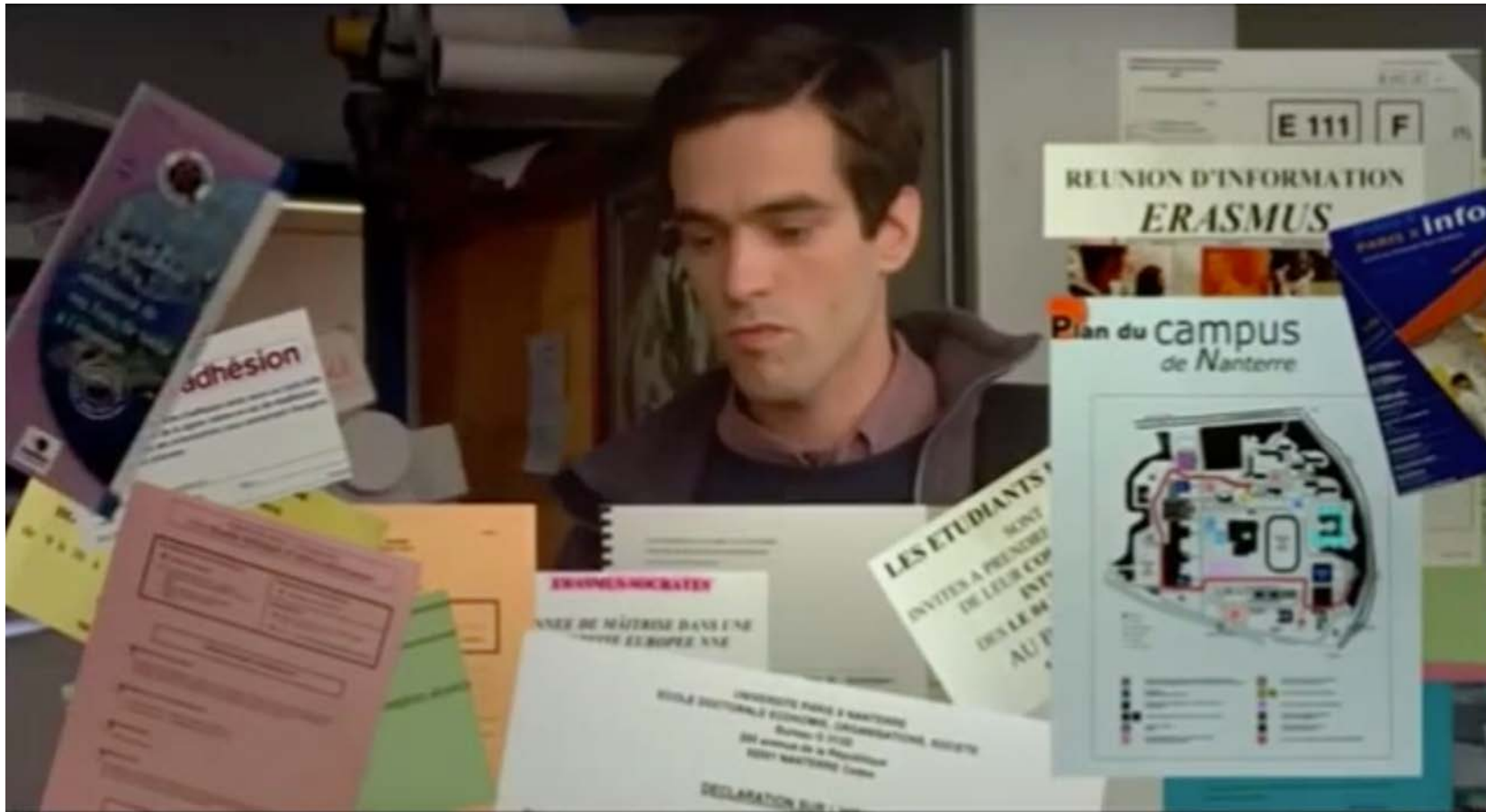
ICT for management  
Blended learning

Social dimension  
Attractiveness EHEA

European Citizenship  
Human Rights



Digitising Erasmus – why?



Erasmus student depicted in L'Auberge Espagnol, 2002



Unknown International Relations Officer, circa 2013

# In your opinion, the workload surrounding the management of Erasmus+ exchanges is

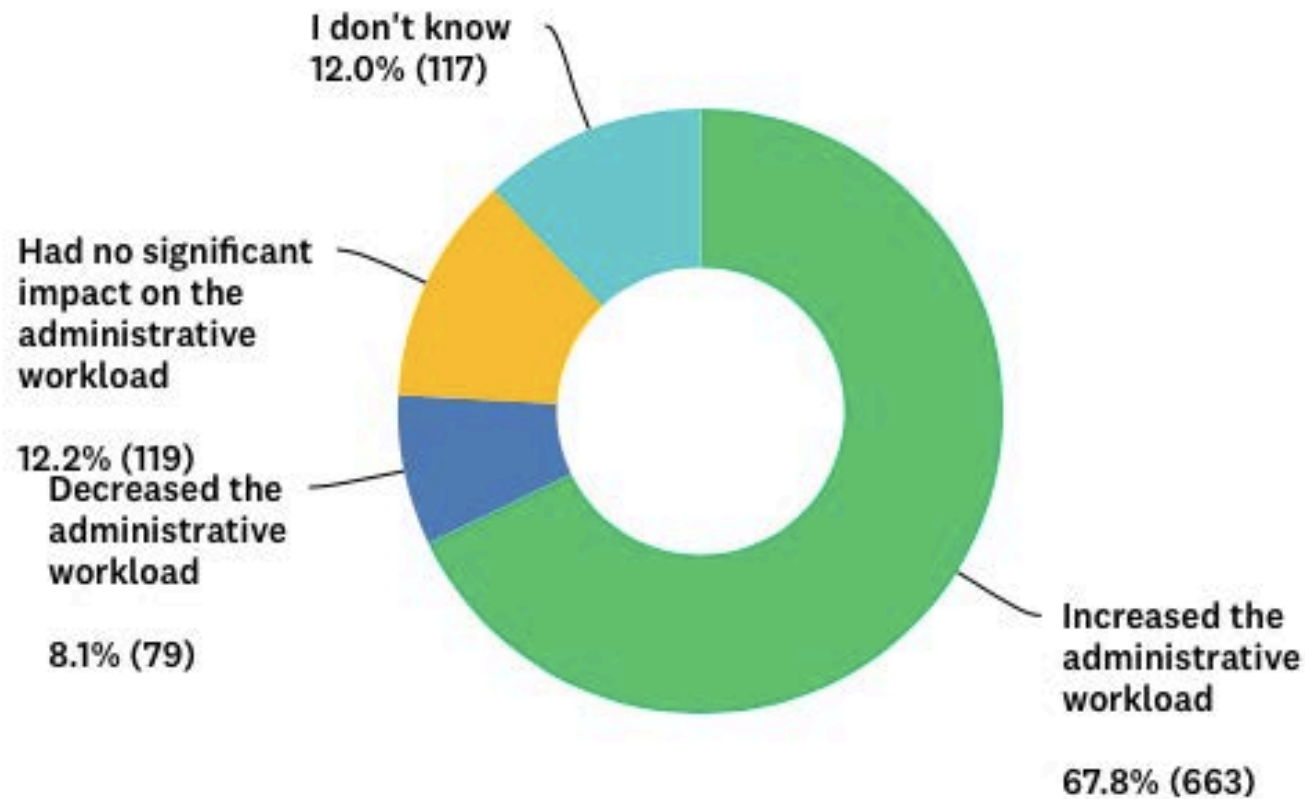
Answered: 978 Skipped: 72



Source: EWP desk-research

# In your opinion, the changes introduced by Erasmus+ in 2014 have

Answered: 978 Skipped: 72



Source: EWP desk-research



1. Byzantine procedures hamper student experience
2. High inefficiency leads to unrewarding IRO jobs and high turnover
3. High inefficiency is also a threat to a sustainable growth of the programme

Digitising Erasmus – how?

Which steps of the mobility process do you consider most important to be managed in a paperless fashion? please selected them by order of importance, 5 being the highest (only one option per column)

Answered: 922 Skipped: 128



Source: EWP desk-research





2015

- Launch of Online Learning Agreement (OLA) project
- Launch of Erasmus without Paper (EWP) project



# OLA defining characteristics

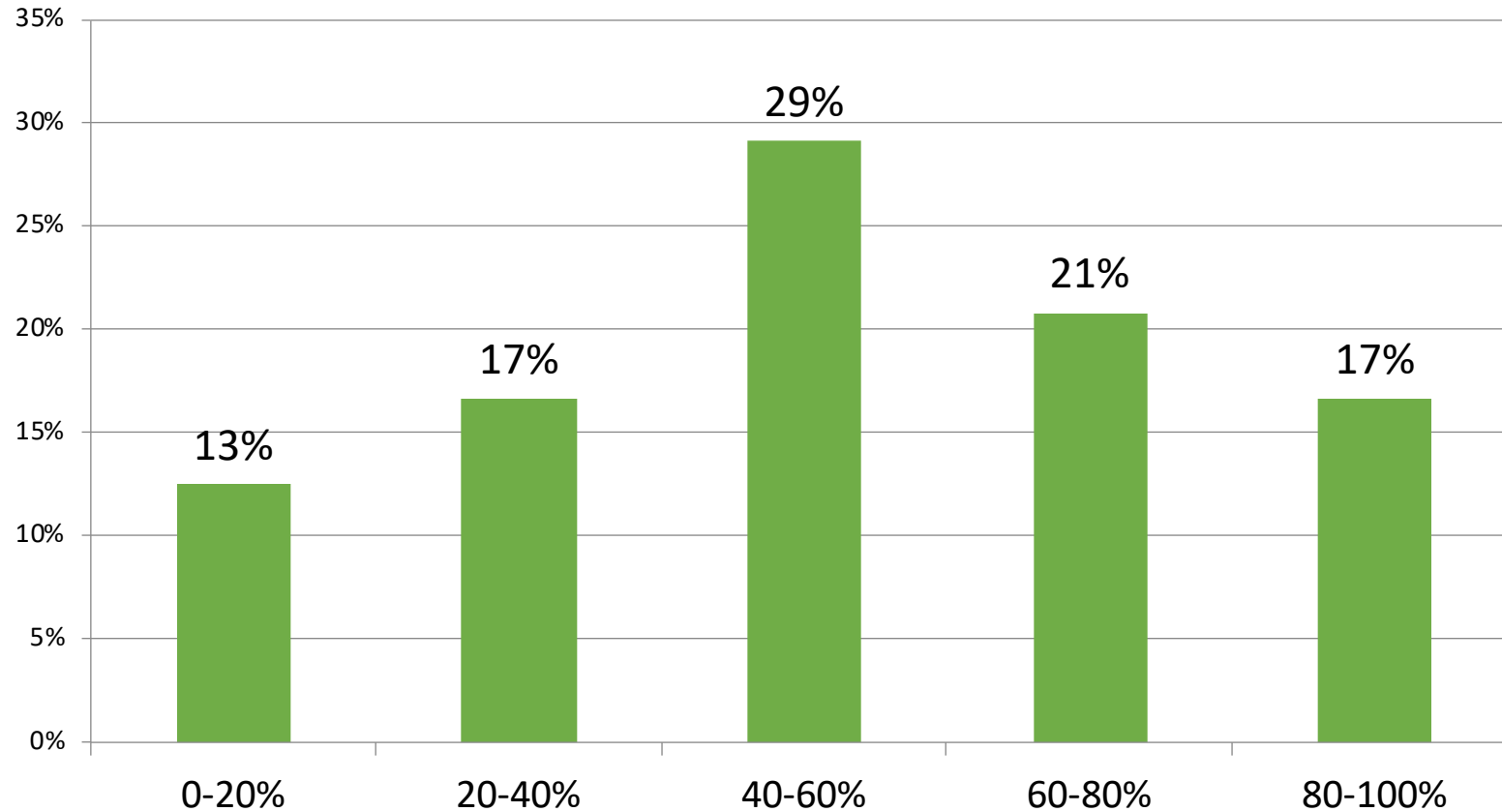
- Scale: quick deployment, universally available and free of charge
- Key specifications: full compliance and audit-proof
- Focus: large field trial to assess fitness for purpose of tool

OLA satisfaction rate

87%  
students

Source: OLA QA survey

# OLA efficiency gains



**+400.000 hours of administrative work saved per year!**  
(across a population of 280.000 students)

Source: OLA QA survey

---

# Digital Erasmus processes





EU F ongoing digital projects

---

OLA+ project partners



EWP Project partners



Associate Partners







# ERASMUS *Going* DIGITAL

A word cloud graphic with the word 'excited' as the largest and most prominent. Other significant words include 'good', 'lot', 'change', 'new', 'great', 'time', 'work', 'ready', 'forward', 'information', 'future', 'digital', 'difficult', 'overwhelmed', 'hope', 'finally', 'use', 'staff', 'curious', 'students', 'nations', 'enthusiastic', 'integrate', 'institutions', 'challenge', 'confused', 'start', 'sounds', 'interested', 'idea', 'hopeful', 'university', 'promising', 'try', 'erasmus', 'mobility', 'heis', 'iro', 'acilitate', 'initiative', 'interesting', 'order', 'don', 'involved', 'motivated', 'project', 'make', and 'natio'. The words are arranged in a roughly circular shape, with 'excited' at the center.

THANK YOU FOR YOUR ATTENTION



Co-funded by the  
Erasmus+ Programme  
of the European Union



# Online Learning Agreement Erasmus Dashboard Erasmus+ App

25<sup>th</sup> April 2019 Vienna  
Ignacio Rordriguez

# Online Learning Agreement for students

[www.learning-agreement.eu](http://www.learning-agreement.eu)





**European Commission**

The purpose of the Learning Agreement is to provide a transparent and efficient preparation of the exchange to make sure the student receives recognition for the activities successfully completed abroad.



**European Commission**

It sets out the programme of the studies or the traineeship to be followed abroad and must be approved by the student, the sending and the receiving institution, organisation or enterprise before the start of the exchange.



**European Commission**

All three parties signing the Learning Agreement commit to comply with all the agreed arrangements, thereby insuring that the student will receive the recognition for the studies or traineeship carried out abroad without any further requirements.







Student applies for Erasmus+ exchange

Reviews / accepts / declines

Reviews / accepts / declines

Student receives confirmation & OLS access

Automatically receives mobility dossier (real time)

# ONLINE LEARNING AGREEMENT+

This tool has been developed by the European University Foundation and the Erasmus Student Network for the 21st century mobile student.

It allows the Learning Agreement to be prepared online, shared with both the home and host universities and be signed using a touchscreen.

**Less paper. Less time wasted.  
And this is just the beginning!**

Online Learning Agreement goals:

Improve quality of mobility experience (students)

Improve the nature of the work carried out by IROs, by making it less repetitive (coordinators/HEIs)

Decrease administrative costs (HEIs/nation state)

Increase participation in Erasmus+ (Europe)



Online Learning Agreement main features:

Create and finalize learning agreements;

Sign them online;

Introduce the needed changes if the HEI suggests updates;

Download learning agreements (if needed);

Create and finalize learning agreements for Traineeships.

## Erasmus Dashboard

Erasmus Dashboard is a tool designed to support HEIs with the administration of mobility. It allows you to manage incoming and outgoing students, sign and review their Online Learning Agreements as well as communicate with students and partner institutions. Less paper. Less time wasted. And this is just the beginning!

\*To get login credentials, please register and wait for account validation notification from the European University Foundation

Login

Registration

Erasmus Dashboard aims at:

Erasmus Dashboard is a tool designed to support HEIs with the administration of mobility. It allows you to manage incoming and outgoing students, sign and review their Online Learning Agreements as well as communicate with students and partner institutions. Less paper. Less time wasted.

dashboard@uni-foundation.eu  
FAQs

E+

Less paper. Less time wasted.



## Erasmus Dashboard main features:

Nominate students and pre-fill LAs

Manage lists of students (filter, sort, download or delete the data)

Sign or decline (comment on) LAs online

Send push-notifications to students via the Erasmus+ App

Add deadlines and institution specific information in the Erasmus+ App

Manage your colleagues via multi-user functionality

Interact easily with registered and unregistered partners



## How can I use the Dashboard?

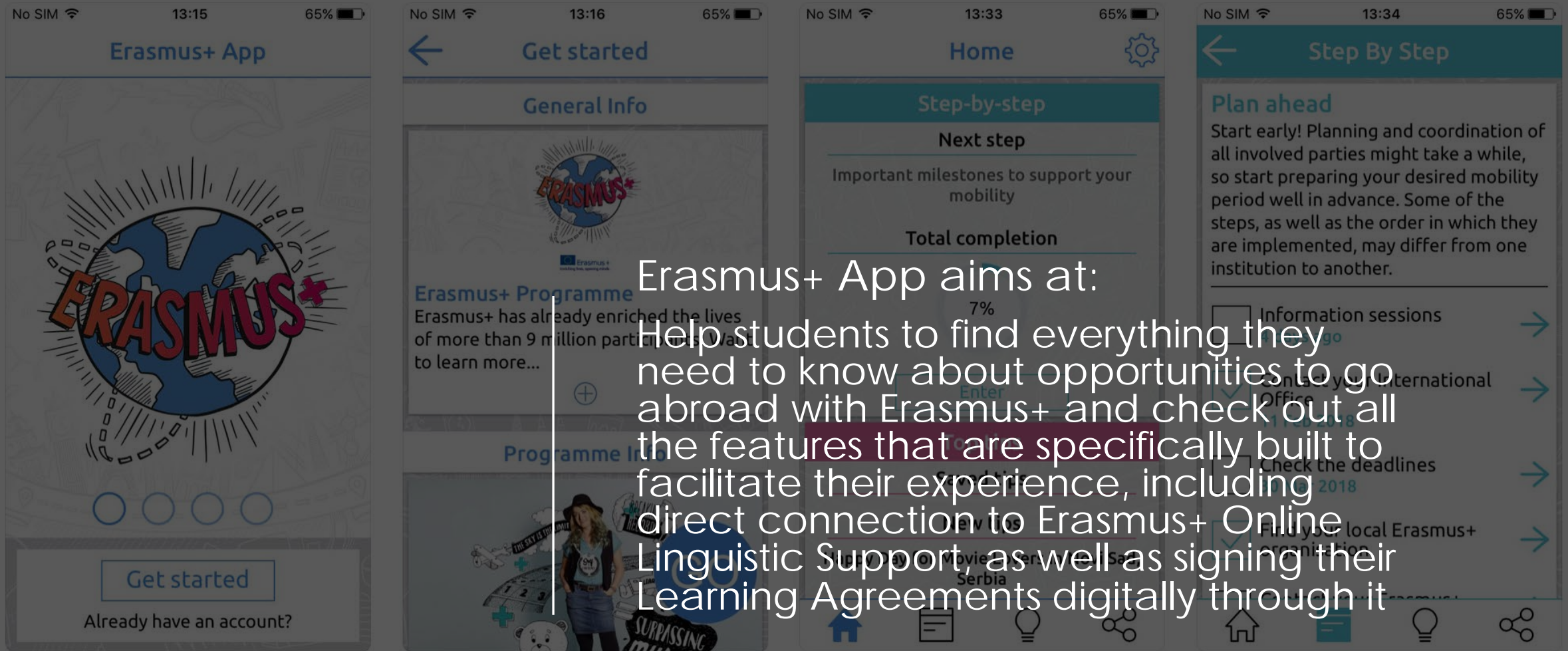
All ECHE holders can request an account at <https://www.erasmus-dashboard.eu>

Once the main account is validated, other colleagues can be added to your user area

A public solution for HEIs without suitable IT tools

Cloud-based and free of charge

Already integrated with OLA and Erasmus+ App



## Erasmus+ App aims at:

Help students to find everything they need to know about opportunities to go abroad with Erasmus+ and check out all the features that are specifically built to facilitate their experience, including direct connection to Erasmus+ Online Linguistic Support, as well as signing their Learning Agreements digitally through it

In 2017, the Erasmus+ Programme celebrates its 30th anniversary! To mark the occasion, the European Commission and the European University Foundation have developed a mobile application that guides Erasmus+ participants every step of the way...

Find everything you need to know about opportunities to go abroad with Erasmus+ and check out all the features that are specifically built to facilitate your experience!

[more](#)





## Erasmus Dashboard main features:

Important deadlines, events and to-do list from home and host HEI

Messages and push-notifications from home and host HEI

Top-tips from peers and a chance to contribute

News and events from ESN

Connection and status updates from OLA

Access to Online Linguistic Support

Erasmus+ programme info to encourage informed participation in other initiatives



The European Union General Data Protection Regulation (GDPR) has fundamentally reshape the way in which data is handled across every sector, from healthcare to banking and beyond.

In particular, GDPR has introduced a new perspective in exchange programmes, stressing their character as data transfer processes.

THANK YOU FOR YOUR ATTENTION



Co-funded by the  
Erasmus+ Programme  
of the European Union



# Erasmus Without Paper

25<sup>th</sup> April 2019 - Vienna

Joachim Wyssling

# On the menu

- What is EWP?
- Scenarios – how to connect
- Support structures available
- Open Source University Alliance



erasmus  
without paper



# EWP in a nutshell

- Enable interoperability and electronic exchange of data among universities
- Interconnect all +5000 ECHE holders
- Digitise all key steps of mobility workflows
- Ensure readiness of core services well before the start of the next programme





University 1



University 2



EWP






But EWP is not just any old phone line...

# Separate channels according to the type of information being exchanged

---

- Information about HEI
- Information about courses
- Inter-institutional agreements
- IN/OUT mobilities
- Transcript of records



# What's new?

The EWP network is live since mid-December 2018

- After 1.5 years of development
- And 1.5 years of testing
- All universities who have their own SIS can connect to it
  - And continue to use their existing tools
  - No fees, licenses or royalties
  - Enabling safe & electronic data exchange



# Some of the things that you can do with EWP

- Automatically update partner details
  - E.g. contact and institutional information
- Renew your IIA and receive changes online
  - No more printing and signing, no more factsheets
- Switch to electronic arrival/departure certificates
  - Easier and more accurate calculation of Erasmus grants
- Instantly send electronic ToR
  - Improving recognition and decreasing workload





# Sky is the limit

---

EWP architecture makes it easy  
to scale and expand



Scenarios  
How to connect?

An aerial photograph of a tropical beach. The top half of the image shows golden sand with some dark spots and a small blue object. The bottom half shows turquoise water with white foam from waves washing onto the shore. A large, semi-transparent white circle is overlaid on the right side of the image, containing text.

# Case 1

We have our own IT system  
– what do we do?



You can  
connect  
your own IT  
system to  
EWP!

- All the information you will need can be found in the EWP Competence Centre:
  - Video tutorials and FAQs for mobility coordinators
  - The technical documentation for your IT staff to connect your system to EWP
  - The competence centre will be further developed in 2019 to provide new information as new functionalities become available
- To get started today go to:  
<https://www.erasmuswithoutpaper.eu/cc>

# Competence Centre



## Welcome to the Competence Centre for Erasmus Without Paper

Here you will find useful resources, tutorial videos, presentations and other tools and material to support you with the transition from a paper based work flow to manage your Erasmus mobilities to a completely digital workflow.

We compiled resource according to who you are. Find in the following all relevant material.

**NOTE:** The Competence Centre is still under development. More resources will be added over the course of 2019.

[Erasmus mobility coordinators](#)

[Higher Education Institution leadership](#)

[IT teams & 3rd party mobility software providers](#)


An aerial photograph of a beach with golden sand and turquoise water. The water is clear and shallow, with white foam from waves washing onto the shore. The sand is bright yellow and has some dark spots, possibly rocks or debris. The overall scene is bright and sunny.

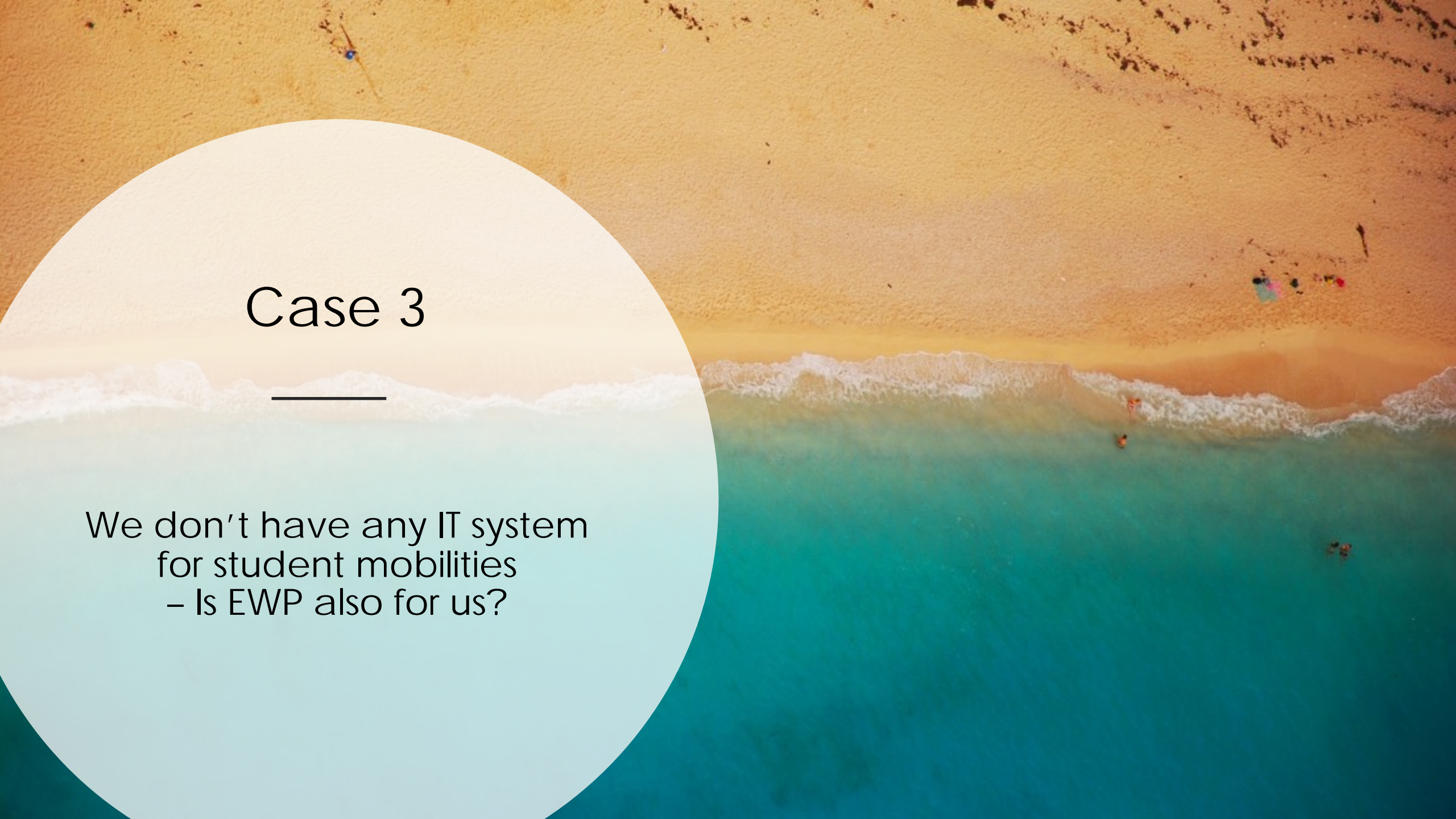
## Case 2

We use a third party service provider –  
what should we do?

Third party  
providers  
can  
connect  
you to EWP!

- Many of the biggest third party providers are already integrating the EWP standards into their services so you will automatically be connected
- If your service provider is not already a partner – ask them to get in touch with us! We will be happy to assist them to ensure all universities can be connected!
- For more information go to:  
<https://www.erasmuswithoutpaper.eu/commercial-tool>

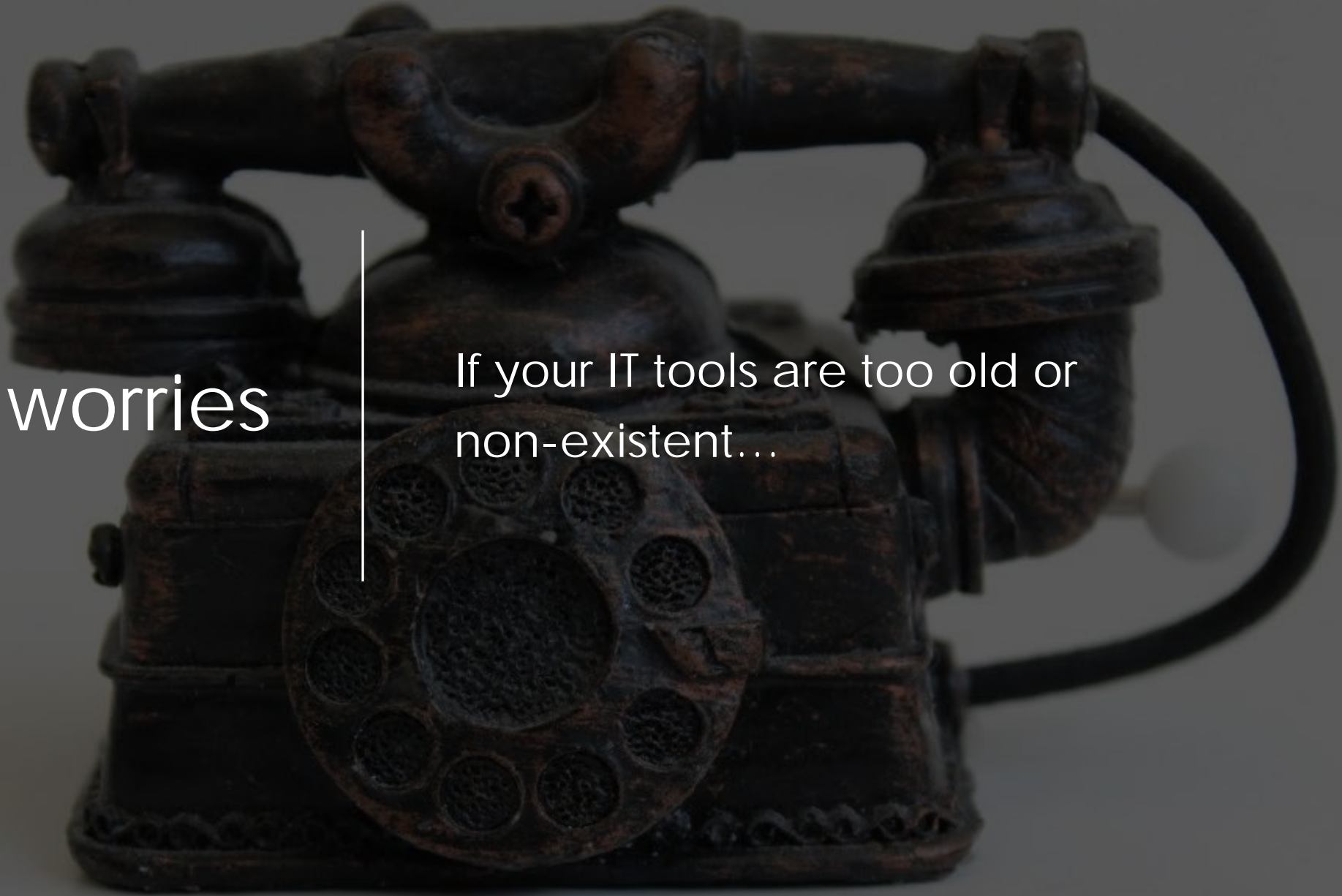


An aerial photograph of a tropical beach. The top half of the image shows golden sand with some dark spots and a few people in the distance. The bottom half shows turquoise water with white foam from waves washing onto the shore. A large, semi-transparent white circle is overlaid on the left side of the image, containing text.

## Case 3

---

We don't have any IT system  
for student mobilities  
– Is EWP also for us?



No worries

If your IT tools are too old or  
non-existent...



# Erasmus Dashboard



A top-down view of a desk workspace. In the upper left, a potted plant with long, thin green leaves sits in a clear glass container. To its right is a portion of a silver laptop keyboard with black keys. Below the keyboard is a spiral-bound calendar with a white cover and a grid of days from Monday to Sunday. A vertical white line is drawn on the calendar page. In the bottom right corner, a notebook with black and white horizontal stripes is partially visible, with the word 'NOTES' printed on it.


Future is  
here

Connect now

# Digital change is cultural change!!

developing technology is easy

making the most out of it... not always!



# Survival checklist

1. Is your IRO monitoring these developments and has a digital strategy with clear milestones?
2. Is your university leadership aware of the challenges ahead?
3. Has your IT team carried out a needs analysis and adjusted their work plan accordingly? (if applicable)

# Top tips

1. Internal staff trainings will likely be key to ensure a smooth transition
2. Involve students when adjusting your workflows – their opinion matters
3. Let your partners know you are going digital and that you expect them to do the same!
4. Consider the Policy priorities for Strategic Partnerships

# Practical tips



Test early.



Take  
calculated  
risks.



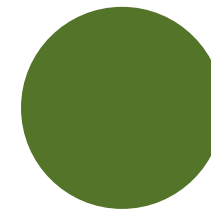
Involve  
partners and  
students.



Ensure  
leadership,  
IRO and IT  
work in  
concert.

# Open source code repository

- support developers
- lower costs
- better quality and security



We are looking for universities keen to:

- Share and open source existing tools
- Engage in a community of IT experts
- And shape the digital future of Erasmus





**Join the revolution!**

**Rewrite the rules.**

***The Open Source University Alliance***

*Towards a state-of-the-art EHEA*

Sign up @ <https://open-source-alliance.erasmuswithoutpaper.eu>



Network of Universities  
from the Capitals of Europe



Joachim Wyssling  
Senior EU Project manager  
[joachim.wyssling@uni-foundation.eu](mailto:joachim.wyssling@uni-foundation.eu)

THANK YOU  
FOR YOUR ATTENTION



Co-funded by the  
Erasmus+ Programme  
of the European Union

# MyAcademicID: powering the European Student Card Initiative



Erasmus Going Digital, Vienna  
25 April 2019

Victor Aguilar



Co-financed by the Connecting Europe  
Facility of the European Union

# MyAcademicID

*Connecting services, building trust,  
empowering students*

## DIGITAL INFRASTRUCTURE

- A European student eID scheme for higher education.
- To allow mobile students to safely and seamlessly identify and authenticate themselves;
- And access e-services (Once Only Principle)



# How are we going to achieve this?

---

## a) Integrating:

- eIDAS
- eduGAIN
- European Student Identifier

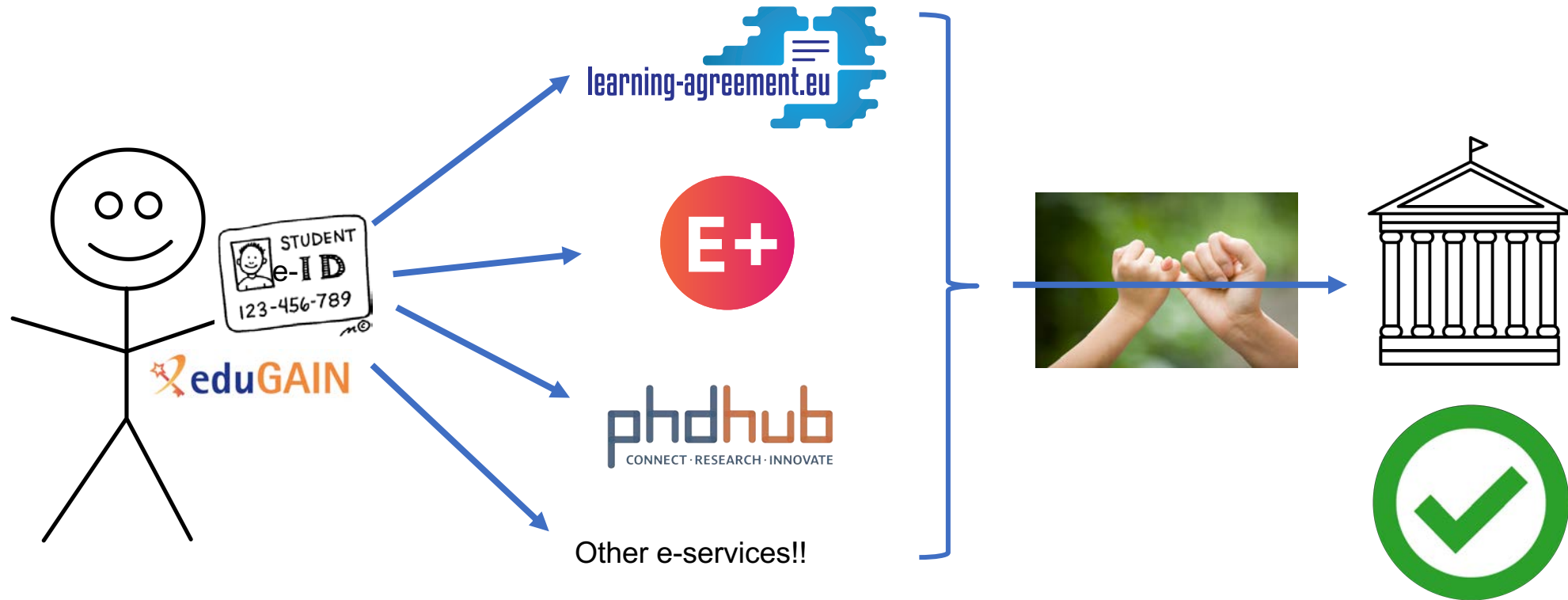
## b) Integrating the European Student eID into four e-services:

- Online Learning Agreement
- Erasmus+ Mobile App
- Erasmus Dashboard
- PhD Hub Platform



# What will this look like in practice?



## Use case 1: access to e-services





# What will this look like in practice?

Use case 2: registration at HEIs



# Who?



**GÉANT**  
ASSOCIATION

 **RENATER**  
CONNECTEUR DE SAVOIRS



**EUF** EUROPEAN  
UNIVERSITY  
FOUNDATION



THANK YOU  
FOR YOUR ATTENTION



Co-funded by the  
Erasmus+ Programme  
of the European Union



# Upcoming functionalities

25<sup>th</sup> April 2019 Vienna

Daiga Kuzmane

# In the pipeline

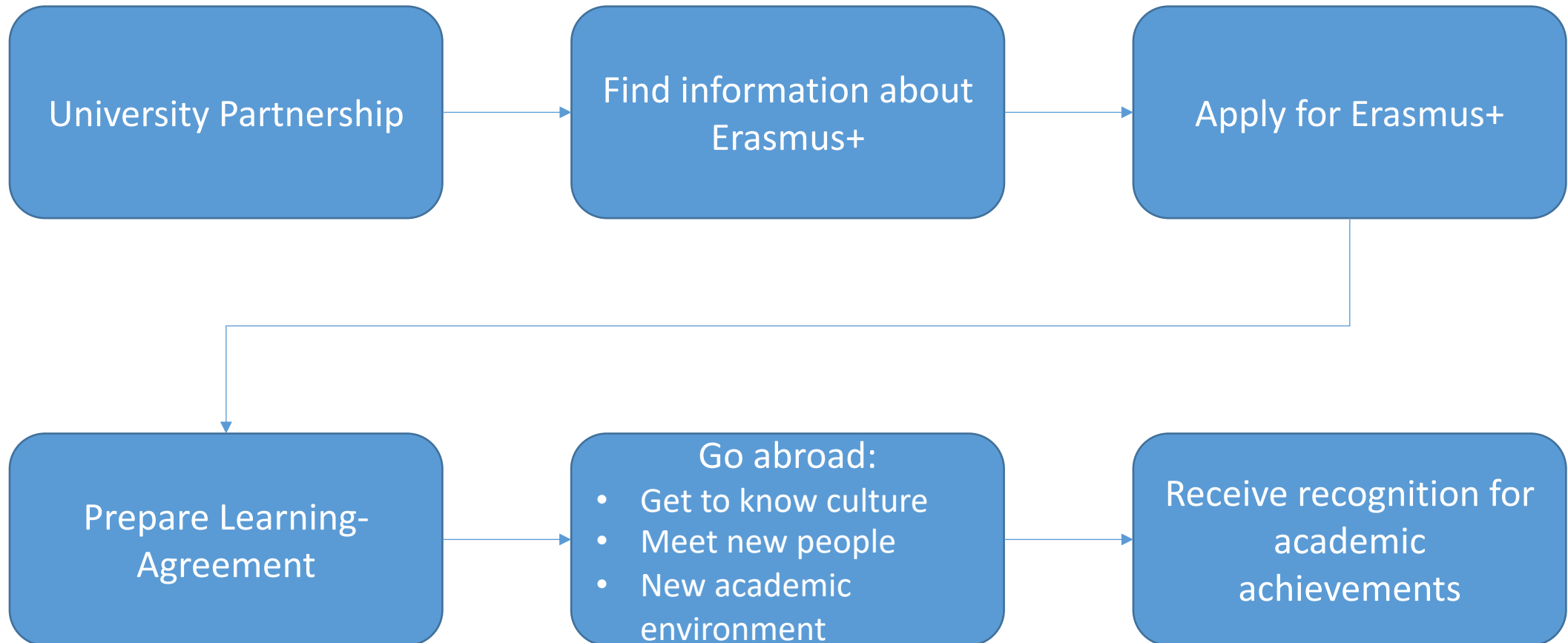
- OLA developments
  - Deep integration for OLA for Traineeships
  - Course catalogue API
  - EWP-OLA connection
- EWP developments
  - EWP-MT+ connection
  - Egracons grade conversion
  - IIAM

# Reasoning

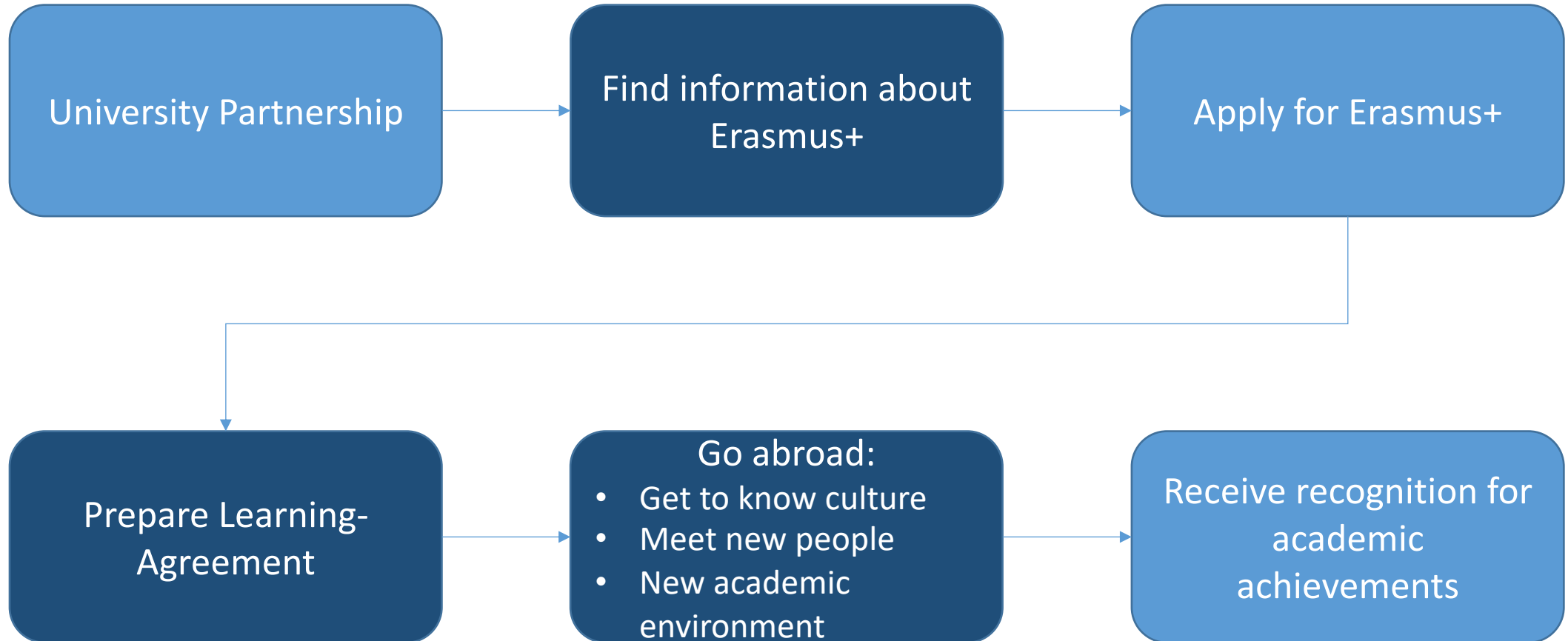
- HEI-driven
- Starting point - where the workload lies
- Once-only principle, interoperability, single point of access
- Fully digital processes – covering the missing steps



# The Erasmus process (simplified)

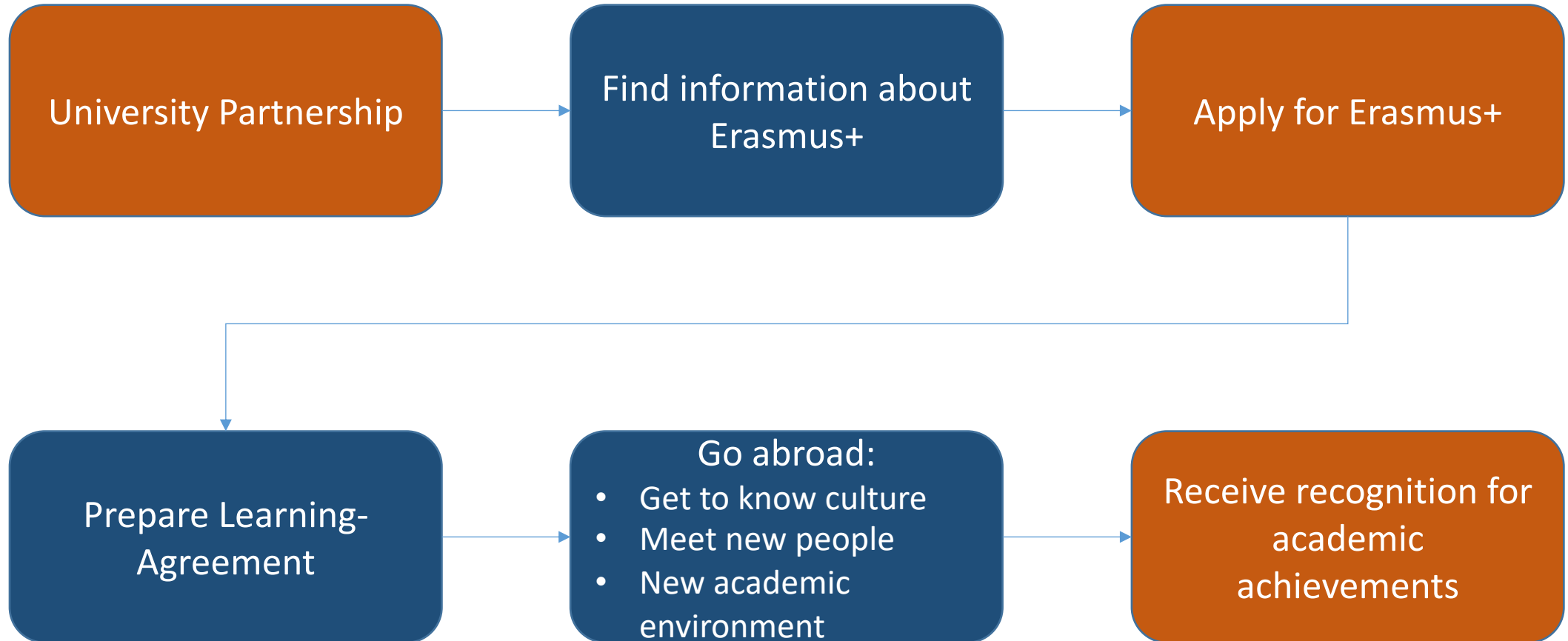


# Iteration 1





# Iteration 2





The next  
milestones



## OLA for Traineeships

- In-depth integration with Erasmus Dashboard
- Review/sign/decline for HEIs and the host organisations



# Course catalogue integration

- API already available on the Open Source University Alliance
- Select the courses directly from the course catalogues
- Less mistakes – fast, clear and easy



EWP-OLA  
integration



## Mobility Tool+ integration

- for automatic reporting



Egracons  
integration for  
grade  
conversation



# Inter-institutional Agreement Manger

- Supporting bilateral and multilateral agreements
- Enabling critical information to be easily updated and kept at fingertips of your students and partners
- Forming the basis for the application for mobility



# Stay up to speed!

- EC webinar follow the messages
- EUF and EWP newsletter for the latest updates
- EWP Competence Centre
  
- Trondheim 4 June
- Berlin 13-14 November
- Luxembourg December/January
  
- ERACON, EAIE, NA meetings...

The logo for 'ERASMUS Going DIGITAL' is centered within a white circle that has a thin red border. The circle is positioned on the right side of the slide, overlapping a solid blue vertical bar. The text 'ERASMUS' is in blue, 'Going' is in red script, and 'DIGITAL' is in blue. There are horizontal lines on either side of the word 'Going'.

ERASMUS  
— Going —  
DIGITAL

THANK YOU  
FOR YOUR ATTENTION



Co-funded by the  
Erasmus+ Programme  
of the European Union



# Summary of the Plenary



## Questions and Answers

## 13:00 – 14:45 PARALLEL WORKSHOPS

### Workshop 1:

**An insider's guide to the  
Erasmus Dashboard and Online  
Learning Agreement  
infrastructure**

For beginners/intermediate users

*Surnames A-G: BIG lecture room*

*Surnames H-P: HS02, lecture room 02*

*Surnames Q-Z: HS03, lecture room 03*

### Workshop 2:

**Next steps of the infrastructure  
development**

For more experienced OLA and Erasmus  
Dashboard users

*SR02, seminar room 02*

### Workshop 3:

**The role and the next steps  
for the National Agencies**

Only for National Agencies

*SR03, seminar room 03*

**14:45 – 15:15**

**COFFEE**

**15:15 – 17:00**

**PARALLEL WORKSHOPS CONTINUE**

**17:00**

**END OF CONFERENCE**

---